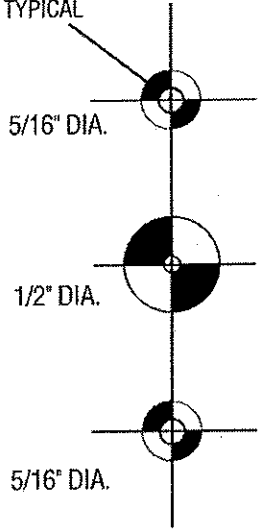


**DRILL TEMPLATE**  
*PATRON PARA TALADRAR*

1/8" DIA.  
PILOT HOLE  
TYPICAL

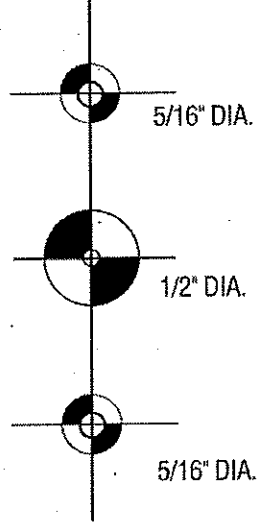


FOLD HERE  
*DOBLE AQUI*

▲  
**TOP OF DOOR**

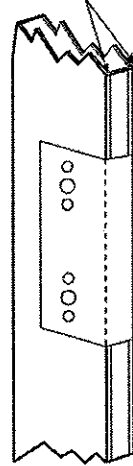
38" - 40" FROM  
**BOTTOM OF DOOR**

FOLD HERE  
*DOBLE AQUI*



**DRILL 5/16" AND 1/2" HOLES HALFWAY THROUGH DOOR ON EACH SIDE OF THE DOOR AS MARKED ON TEMPLATE. FIRST PRE-DRILL EACH HOLE WITH 1/8" DRILL BIT BEFORE DRILLING 5/16" AND 1/2" HOLES**

ALIGN DASHED LINES OF DRILL TEMPLATE WITH OUTSIDE EDGES OF DOOR



**DRILL 5/16" AND 1/2" HOLES HALFWAY THROUGH DOOR ON EACH SIDE OF THE DOOR AS MARKED ON TEMPLATE. FIRST PRE-DRILL EACH HOLE WITH 1/8" DRILL BIT BEFORE DRILLING 5/16" AND 1/2" HOLES**

NORMANDY FOR 1-1/4" THICK DOOR